



### District Report Card: 2017


<b>State:</b> Nagaland	<b>District:</b> Mon
<b>Class:</b> 8	<b>Subject:</b> Language
<b>Schools:</b> 19	<b>Students:</b> 248


### Participation/Coverage


#### Students

 GENDER	Boys		Girls	
	Number	%	Number	%
	79	31.85	169	68.15

 AREA	Rural		Urban	
	Number	%	Number	%
	200	80.65	48	19.35

 CATEGORY	SC		ST		OBC		GEN	
	Number	%	Number	%	Number	%	Number	%
	4	1.61	241	97.18	3	1.21	0	0.00

 CWSN	LD	VI	HI	S&LD	ID	Oth
	1	1	0	1	0	0

 Management	Government		Government-aided	
	Number	%	Number	%
	248	100.00	0	0.00

### Average Performance of Students in Language (%)

Overall	Gender		Area		Management		Social Group			
	Male	Female	Rural	Urban	Govt.	Aided	SC	ST	OBC	GEN
41.91	41.69	42.01	42.93	37.64	41.91	0.00	48.33	41.91	33.33	0.00

### Performance on Learning Outcomes (LOs)

Learning Outcomes	Description	Average Performance(%)
L813	Read textual/non-textual materials with comprehension and identifies the details, characters, main idea and sequence of ideas and events while reading	41.91

Range of Performance of Students who Answered Correctly							
Below 30%		30% - 50%		50% - 75%		Above 75%	
Number	%	Number	%	Number	%	Number	%
73	29.44	105	42.34	55	22.18	15	6.05

### Lowest Performing Learning Outcomes (LOs)

1 - Read textual/non-textual materials with comprehension and identifies the details, characters, main idea and sequence of ideas and events while reading (41.91)